


# SLU

# RESEARCH



Igniting Discovery, Transforming Lives

March 6, 2025

Faculty Town Hall



R1

# The Road to Research 1

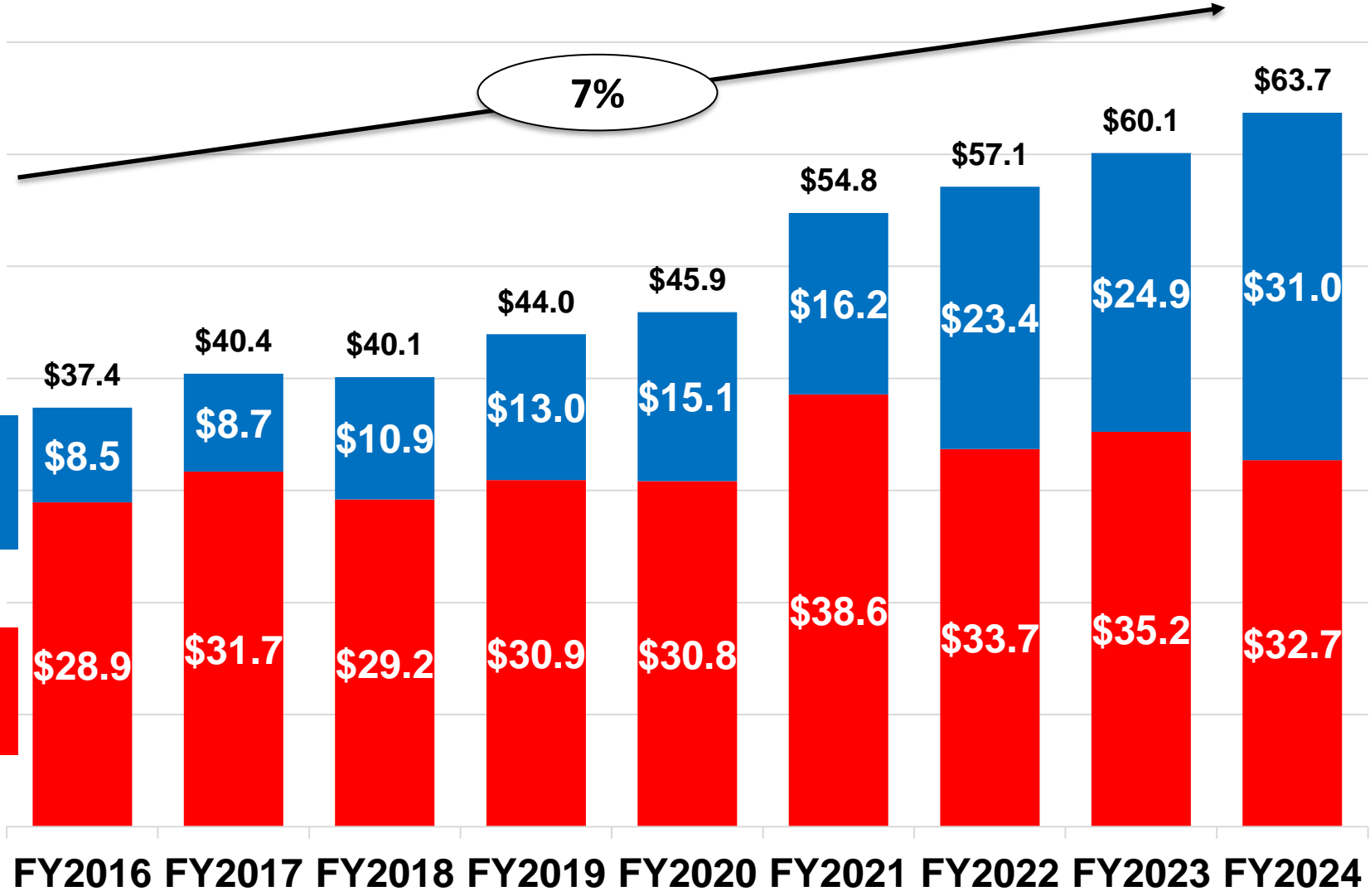
World-class research  
for the greater good.

SLU is now an  
R1 Research  
Institution.



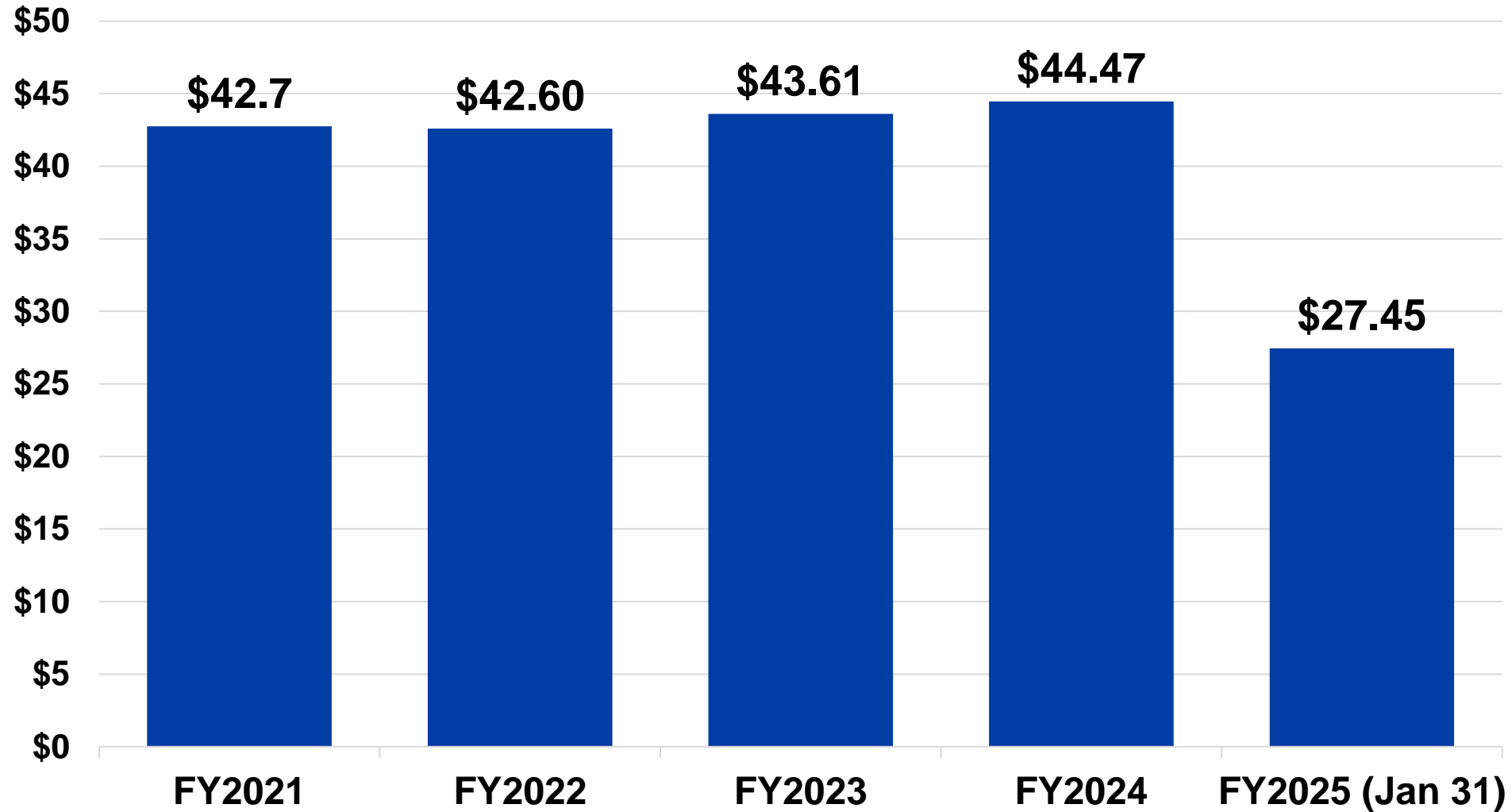
**Growth**

# Growth Rate of Externally Funded Expenditures FY2016-FY2024 in Millions



Top 20 researchers brought in 39% of total research expenditures

# Federally Funded Expenditures FY2021-FY2025 (through Jan 31) in Millions



# Who funds SLU research?

<i>SLU's Top 10 External Sponsors Year to Date for FY25</i>			
1) National Institutes of Health	\$15.59M	6) US Dept. of Health & Human Services	\$0.69M
2) Health Resources and Services Administration	\$3.47M	7) Cystic Fibrosis Foundation	\$0.63M
3) National Science Foundation	\$3.33M	8) NASA	\$0.40M
4) US Department of Education	\$1.49M	9) Access Academies	\$0.35M
5) Department of Defense	\$0.75M	10) U.S. Department of Energy	\$0.35M

\*These are the dollar amounts SLU received from these sponsors in the fiscal year and NOT the total amounts awarded from these sponsors in that fiscal year.

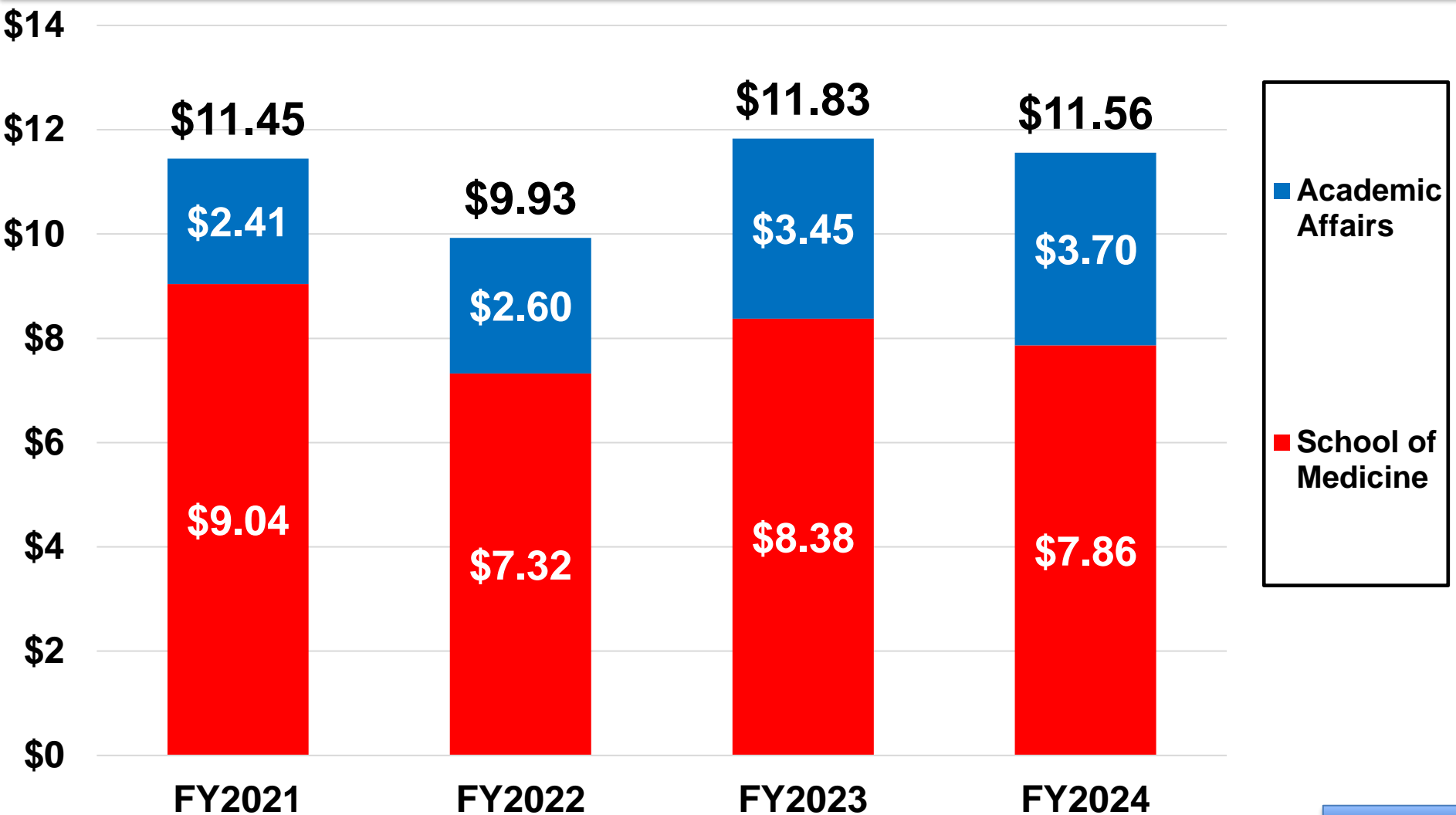
**Direct Costs = costs directly supporting a research project**

- salary support
- stipends for graduate students
- laboratory supplies
- research equipment
- travel to conduct research or share research results

**Indirect Costs = costs associated with supporting research**

- Sponsored projects administration
- Environmental health and safety provisions
- Information systems, libraries and other shared resources and services
- Operation, maintenance and depreciation of buildings and equipment
- Utility costs

# SLU Indirect Costs Recovered (in millions) for FY21-FY24



# Cost of Grants Administration at SLU

- SLU collected ~\$12m in F&A during FY23 and FY24
- SLU's HHS negotiated rate for organized research is 51.5%

<b>Grant Administration</b>	<b>Annual Operating Budget</b>
Academic GOCenter	\$ 1.4
SOM GOCenter	1.7
Office of VP of Research	7.7
Spon Pro Financial Management (Business & Finance)	2.2
<b>Total Grant Administration</b>	<b>\$ 13.0*</b>

\*Does not include facilities, maintenance costs, utilities or other services to run research